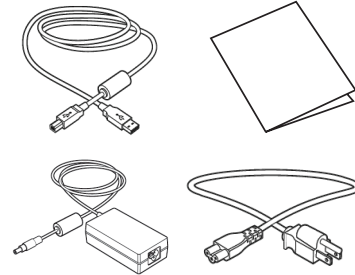
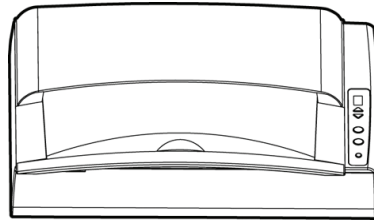




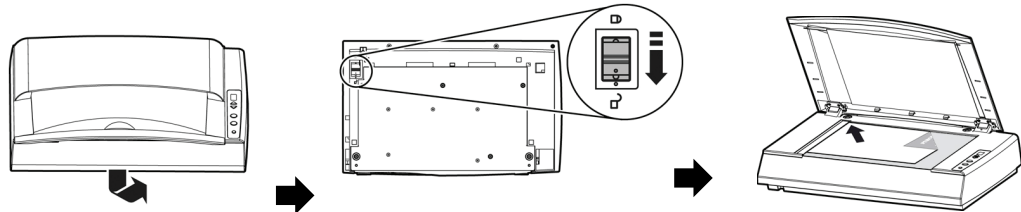
1 Package Contents

Deutsch Lieferumfang
 Français Ce que contient la boîte
 Italiano Contenuti della confezione
 Español Contenido del paquete
 Português O que vem na caixa
 Polski Zawartość opakowania
 Русский Содержимое коробки
 日本語 箱の中身
 한국어 내용물
 繁體中文 包裝內容
 簡體中文 包裝內容
 עברית תוכן האריזה



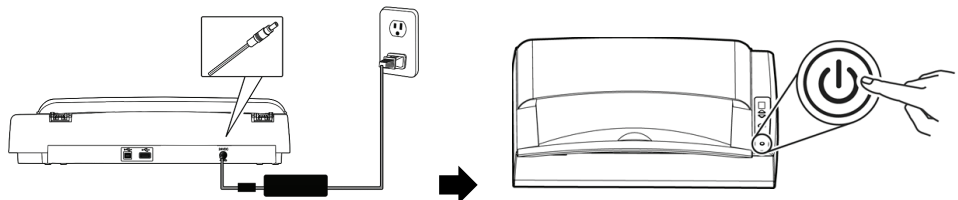
2 Install the Scanner

Scanner installiere
 Installer le scanner
 Installazione dello scanner
 Instalar el escáner
 Instalar o Scanner
 Zainstaluj skaner
 Установка сканера
 スキャナーの設置
 스캐너 설치하기
 安裝掃描器
 安裝扫描仪
 התקנת הסורק



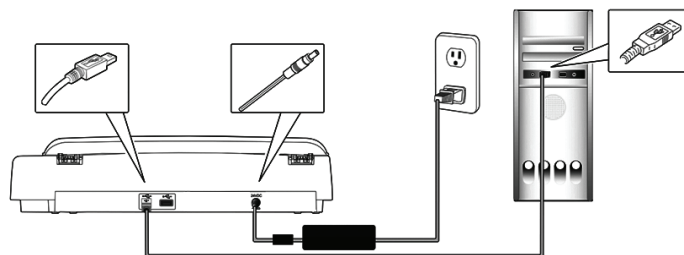
3 Connect to Power

Mit der Stromversorgung verbinden
 Brancher l'alimentation
 Collegamento all'alimentazione
 Conectar la alimentación
 Conecte à energia
 Podłączyć zasilanie
 Подключение к источнику питания
 電源に接続する
 전원 에 연결하기
 連接電源
 连接电源
 חיבור לחשמל



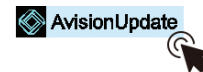
4 Connect to Computer

Mit dem Computer verbinden
 Raccorder à l'ordinateur
 Collegamento al computer
 Conectar a su PC
 Conecte ao computador
 Podłączyć do komputera
 Подключение к компьютеру
 コンピューターに接続する
 컴퓨터에 연결하기
 連接電腦
 连接计算机
 חיבור למחשב



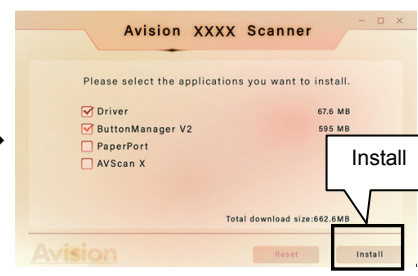
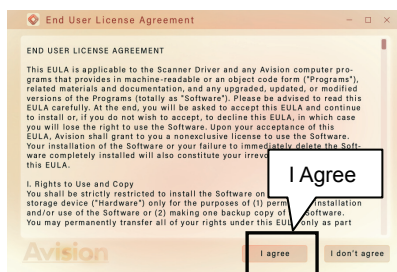
5 Install the Software - Download and run [Avision Update] at www.avision.com/install

Installieren Sie die Software – Laden Sie [Avision Update] unter www.avision.com/install herunter und führen Sie es aus
 Installez le logiciel - Téléchargez et exécutez [Avision Update] sur www.avision.com/install
 Installa il software - Scarica ed esegui [Avision Update] su www.avision.com/install
 Instale el software - descargue y ejecute [Actualización de Avision] en www.avision.com/install
 Instale o software - Baixe e execute [Avision Update] em www.avision.com/install
 Zainstaluj oprogramowanie - Pobierz i uruchom [Aktualizację Avision] ze strony www.avision.com/install
 Установите программное обеспечение — загрузите и запустите [Avision Update] на сайте www.avision.com/install
 ソフトウェアのインストール - www.avision.com/install で [AvisionUpdate] をダウンロードして実行します
 소프트웨어 설치 - www.avision.com/install 에서 [Avision 업데이트] 다운로드 및 실행
 安裝軟件 - 至 www.avision.com/install 下載並執行 [Avision Update]/ 安裝軟件 - 至 www.avision.com/install 下載並執行 [Avision Update]
www.avision.com/install בכתובת [Avision Update] את הורד והפעל את התוכנה



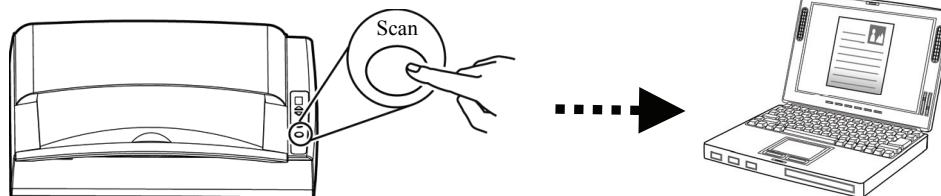
Install Driver/Button Manager V2

Treiber/Button Manager installieren
 Installer le pilote/ Button Manager
 Installa driver/ Button Manager
 Instalar controlador/ Button Manager
 Instalar Driver/ Button Manager
 Zainstaluj sterownik/ Button Manager
 Установить драйвер/ Button Manager
 ドライバー/ Button Manager のインストール
 드라이버/ Button Manager 설치
 安裝驅動程序/ Button Manager
 安裝驅動程序/ Button Manager
 Button Manager V2/בידורןקהת



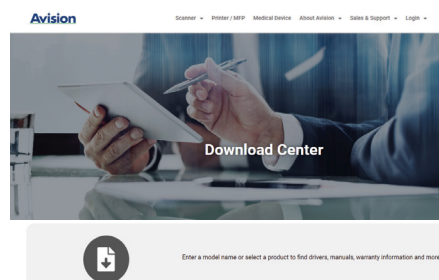
6 Start a Scan

Einen Scan starten
 Lancer une numérisation
 Avviare una scansione
 Iniciar una digitalización
 Inicie uma digitalização
 Rozpocznij skanowanie
 Запустите сканирование
 スキャンを始める
 스캔 시작하기
 開始掃描
 开始扫描
 התחלת סריקה



! Download Driver/Manual at www.avision.com/download

Laden Sie Treiber/Handbuch unter www.avision.com/download herunter
 Téléchargez le pilote/manuel sur www.avision.com/download
 Scarica driver/manuale su www.avision.com/download
 Descargue el controlador/manual en www.avision.com/download
 Baixe Driver/Manual em www.avision.com/download
 Pobierz sterownik/instrukcję ze strony www.avision.com/download
 Загрузите драйвер/руководство на сайте www.avision.com/download
www.avision.com/download でドライバー/マニュアルをダウンロード
www.avision.com/download 에서 드라이버/매뉴얼 다운로드
 請至 www.avision.com/download 下載驅動程式/使用手冊
 請至 www.avision.com/download 下載驅動程序/使用手冊
www.avision.com/download בכתובת מדרין ההתקן/מנהל התקן



European Union Regulatory Notice

Products bearing the CE marking comply with the following EU Directives:

- Low Voltage Directive 2014/35/EC
- EMC Directive 2014/30/EC
- Restriction of the use of certain hazardous substances (RoHS) Directive 2011/65/EU